FIRST ANGLE PROJECTION

(ALL DIMENSIONS ARE IN mm)

DRG. NO. PY-LP-1-M087-8315-11

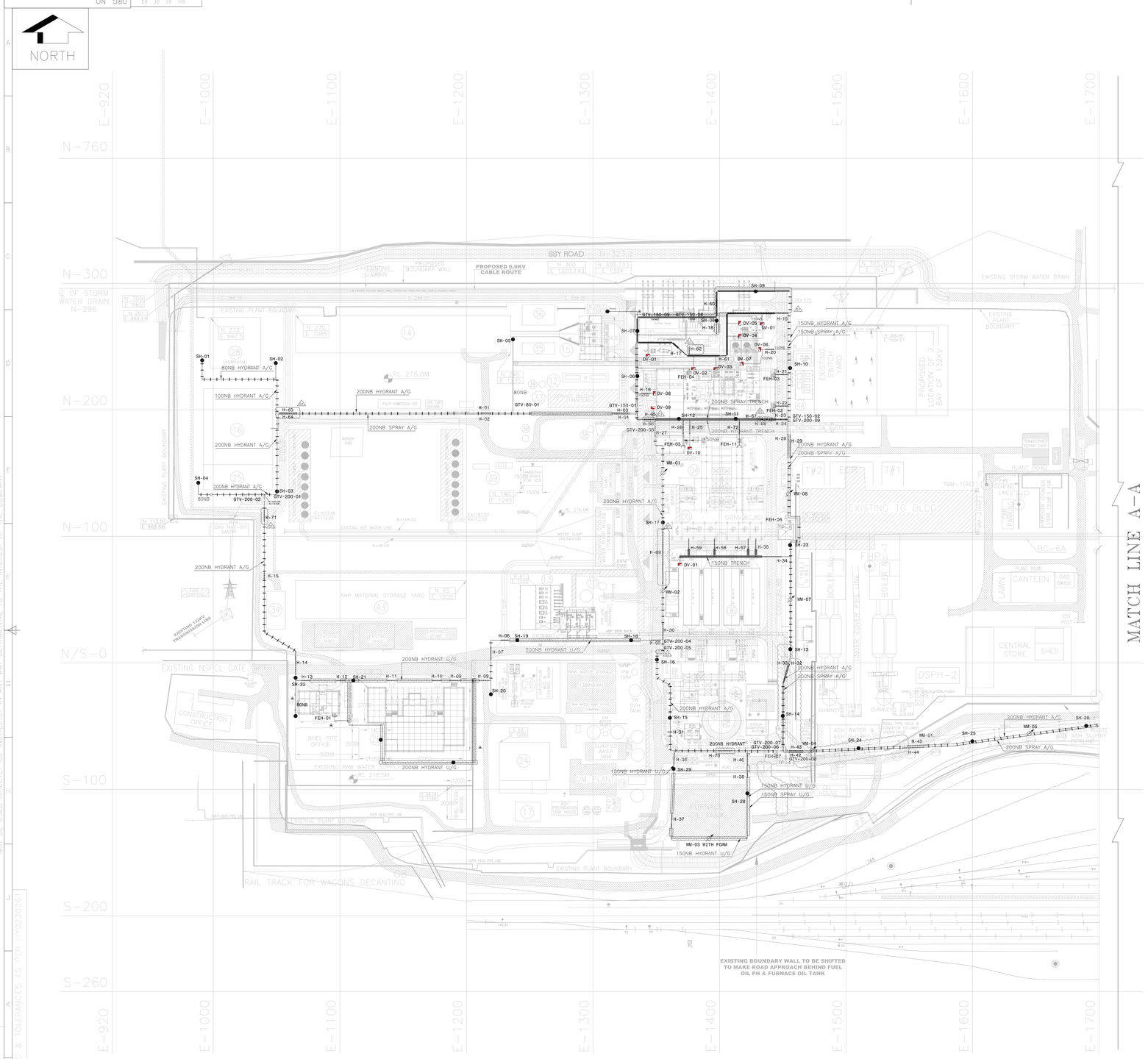

HUME PIPE DETAILS

S/NO.	DIAMETER(NB)	LENGTH	COORDINATES *NORTH/ SOUTH	COORDINATES * EAST/ WEST	R.L. (M) (TOP OF HUME PIPE)
H-01	300 NB	7.3M	1218.958	197.605	215.00
H-02	300 NB	7.3M	1218.958	196.705	215.00
H-03	300 NB	13.0M	1328.638	197.605	215.00
H-04	300 NB	13.0M	1328.638	196.705	215.00
H-05	300 NB	7.5M	1353.569	17.905	217.50
H-06	300 NB	5.8M	1233.135	17.905	217.50
H-07	300 NB	9.7M	1219.361	12.498	217.50
H-08	300 NB	7.0M	1217.428	-14.000	217.50
H-09	300 NB	7.5M	1194.929	-14.000	217.50
H-10	300 NB	5.8M	1179.614	-14.000	217.50
H-11	300 NB	6.6M	1144.472	-14.000	217.50
H-12	300 NB	5.8M	1103.543	-14.000	217.50
H-13	300 NB	5.8M	1076.016	-14.000	217.50
H-14	300 NB	19.0M	1064.967	-09.221	217.50
H-15	300 NB	5.1M	1040.205	66.015	215.00
H-16	300 NB	6.6M	1338.323	212.974	217.50
H-17	300 NB	8.0M	1367.852	248.604	217.50
H-18	300 NB	5.7M	1397.755	261.823	217.50
H-19	300 NB	10.5M	1454.123	276.271	217.50
H-20	300 NB	6.2M	1442.746	247.758	217.50
H-21	300 NB	9.2M	1454.060	227.798	217.50
H-22	300 NB	9.2M	1454.060	202.969	217.50
H-23	300 NB	8.2M	1453.599	192.656	217.50
H-24	300 NB	8.2M	1453.599	192.094	217.50
H-25	300 NB	9.2M	1376.556	181.183	217.50
H-26	300 NB	9.2M	1371.319	181.183	217.50
H-27	300 NB	12.0M	1349.096	179.148	217.50
H-28	300 NB	18.9M	1454.211	161.922	217.50
H-29	300 NB	18.9M	1455.831	161.922	217.50
H-30	300 NB	12.0M	1355.248	18.428	217.50
H-31	300 NB	3.0M	1362.451	-54.627	217.50
H-32	300 NB	15.2M	1450.780	-15.838	217.50
H-33	300 NB	15.3M	1450.361	-15.265	217.50
H-34	300 NB	14.4M	1448.787	83.957	217.50
H-35	300 NB	7.7M	1428.705	89.741	217.50
H-36	300 NB	8.5M	1363.965	-80.101	217.50
H-37	300 NB	10.0M	1362.105	-130.154	217.50
H-38	300 NB	3.5M	1422.085	-90.252	217.50
H-39	DELETED				
H-40	300 NB	7.0M	1422.087	-80.408	217.50
H-41	DELETED				
H-42	300 NB	10.7M	1465.938	-70.693	217.50
H-43	300 NB	10.7M	1465.940	-69.496	217.50
H-44	300 NB	16.5M	1561.220	-66.730	217.50
H-45	300 NB	16.0M	1564.310	-64.981	217.50
H-46	300 NB	7.0M	1804.639	-35.253	217.50
H-47	300 NB	7.0M	1804.513	-34.300	217.50
H-48	300 NB	21.0M	2083.532	-31.576	217.50
H-49	300 NB	21.0M	2083.532	-32.477	217.50
H-50	300 NB	5.3M	2196.244	-31.576	217.50
H-51	300 NB	5.3M	2196.244	-32.477	217.50
H-52	300 NB	13.3M	2274.914	-28.435	220.50
H-53	300 NB	14.2M	2275.844	-29.336	220.50
H-54	300 NB	34.0M	2672.005	40.614	220.50
H-55	300 NB	30.0M	2647.888	108.175	220.50
H-56	300 NB	10.6M	2213.531	108.175	220.50
H-57	300 NB	7.7M	1422.726	89.764	217.50
H-58	300 NB	7.7M	1396.040	89.741	217.50
H-59	300 NB	7.7M	1375.724	89.741	217.50
H-60	300 NB	5.7M	1397.755	281.396	217.50
H-61	300 NB	5.2M	1405.186	242.703	217.50
H-62	300 NB	5.7M	1376.098	243.976	217.50
H-63	300 NB	13.6M	1066.007	197.605	215.00
H-64	300 NB	13.6M	1066.007	196.705	215.00
H-65	300 NB	8.70M	1349.534	192.638	217.50
H-66	300 NB	8.70M	1349.534	192.094	217.50
H-67	300 NB	10.7M	1441.315	192.636	217.50
H-68	300 NB	10.7M	1441.315	192.094	217.50
H-69	300 NB	41.0M	1355.248	62.491	217.50
H-70	300 NB	10.7M	1399.007	-69.487	215.00
H-71	300 NB	8.55M	1040.205	111.834	215.00
H-72	300 NB	9.2M	1415.738	181.182	217.50

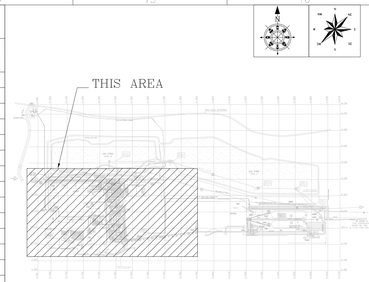

KEY PLAN

LEGENDS:

SYMBOL	
	RISE\DROP
	GATE VALVE (NORMALLY OPEN)
	HUME PIPE
	REDUCER
	FIRE ESCAPE HYDRANT
	WATER MONITOR
	DELUGE VALVE WITH DELUGE VALVE HOUSING
	SINGLE HEADED HYDRANT VALVE (SH)
	SPRAY LINE
	HYDRANT LINE
	PIPE RUNNING ON PEDESTAL
	PIPE RUNNING UNDER GROUND
	PIPE RUNNING IN TRENCH

SCHEDULE OF EQUIPMENTS

DETAILS		TAG NO.	QTY
SINGLE HEADED EXTERNAL HYDRANTS		SH-01 TO 55	55
WATER MONITORS		WM-01 TO 20	20
ISOLATION VALVES	200 NB	GTV-200-01 TO 09	09
	150 NB	GTV-150-01 TO 09	09
	80 NB	GTV-80-01	01
DELUGE VALVES		DV-01 TO 10	10
FIRE ESCAPE HYDRANTS		SH-01 TO 11	11
HUME PIPES		H-01 TO 72	72

REFERENCES:

1. PLOT PLAN : PE-DG-427-100-M001
2. PLANT ROAD LAYOUT : PE-DG-427-603-C002
3. PLANT DRAIN LAYOUT : PE-DG-427-603-C004

LEGENDS:-

01	TG BUILDING	07	CHIMNEY	13	AHP COMPRESSOR CUM WATER PUMP HOUSE	19	COAL STOCK PILE	25	FIRE WATER P/H & MAKE-UP WATER P/H	31	DELETED	35	CW TREATMENT PLANT
02	TRANSFORMER YARD	08	ESP CONTROL ROOM	14	COOLING TOWER	20	CHP CONTROL ROOM	26	F.G.D. SYSTEM FACILITIES			36	CHLORINE DIOXIDE DOSING SYSTEM
03	GIS SWITCHYARD	09	NEW ADMINISTRATIVE BUILDING	15	CWPH	21	COAL SETTLING POND	27	AIR WASHER ROOM (ON ROOF OF CW PH)	32	FLY ASH SILO, DECANTING SYSTEM & HCSD PUMP HOUSE AREA	37	DELETED
04	BOILER HOUSE	10	INTERMEDIATE ASH SILO	16	CLARIFIED WATER STORAGE TANK	22	WAGON TIPPLER	28	PT PLANT			38	RAIN WATER HARVESTING POND
05	MILL BAY	11	ASH SLURRY PUMP HOUSE	17	STP (IN DMP & CHP AREA)	23	WAGON TIPPLER CONTROL ROOM	29	O&M STORE	33	SERVICE BUILDING (EXISTING)	39	SERVICE WATER TANK & P/H
06	ELECTROSTATIC PRECIPITATOR	12	EMERGENCY DG STATION	18	DM STORAGE TANK & DM WATER TRANSFER PUMPS	24	ETP & GUARD POND	30	CRUSHER HOUSE	34	CONSTRUCTION STORE	40	DELETED

41	CHP MATERIAL STORAGE YARD		
42	STACKER RECLAIMER MATERIAL STORAGE/ ASSEMBLY YARD		
43	AHP MATERIAL STORAGE YARD		
44	PLANT COMPRESSOR ROOM		
45	CENTRAL LUBE OIL BUILDING		

PIPE M.O.C

SL.NO	DESCRIPTION	M.O.C
1.	FIRE WATER PIPES (150NB AND BELOW)	M.S. ERW PIPE AS PER IS.1239, PART-1(MEDIUM GRADE)
2.	FIRE WATER PIPES (200NB AND ABOVE)	M.S. ERW PIPE AS PER IS.3589, THICKNESS : 6.35MM FOR 200NB TO 350NB THICKNESS : 7.14MM FOR 400NB THICKNESS : 8MM BEYOND 400NB

REV.	DATE	ALTERED	CHD/APPD
01A	13-05-17	HUME PIPE DETAILS UPDATED BASED ON LATEST ROAD AND DRAIN LAYOUT.	SUMANT/AMIT

NTPC-SAIL POWER COMPANY (P) LIMITED

(मेकॉन लिमिटेड) MECON LIMITED

ROURKELA PP-II EXPANSION PROJECT (1X250 MW)

BHARAT HEAVY ELECTRICALS LTD. HYDERABAD PROJECT ENGG & SYSTEMS DIVISION

	NAME	SIGN.	DATE
DRN.	DSTS	-SD-	08.04.17
CHD.	SUMANT	-SD-	08.04.17
APPD.	AMIT	-SD-	08.04.17

DEPT. | UNITS DIMS. GR. g/M/f | SCALE 1:1200 | WEIGHT (KG) -NA- | REF. TO ASSY. DRG. -NA- | ITEM NO. -NA- | NO.OF ITEMS -NA-

TITLE: COMPOSITE LAYOUT OF HYDRANT & SPRAY SYSTEM

CARD CODE NA | PY-LP-1-M087-8315-11 | REV. 01A

SHT. No. 01 | NO. OF SHT. 03

THE INFORMATION ON THIS DOCUMENT IS THE PROPERTY OF BHARAT HEAVY ELECTRICALS LIMITED. IT MUST NOT BE USED DIRECTLY OR INDIRECTLY IN ANY WAY DETRIMENTAL TO THE INTEREST OF THE COMPANY.

GENERAL DIMENSIONAL LIMITS, FITS & TOLERANCES AS PER HYD230291

FIRST ANGLE PROJECTION

(ALL DIMENSIONS ARE IN mm)

DRG. NO. PY-LP-1-M087-8315-11

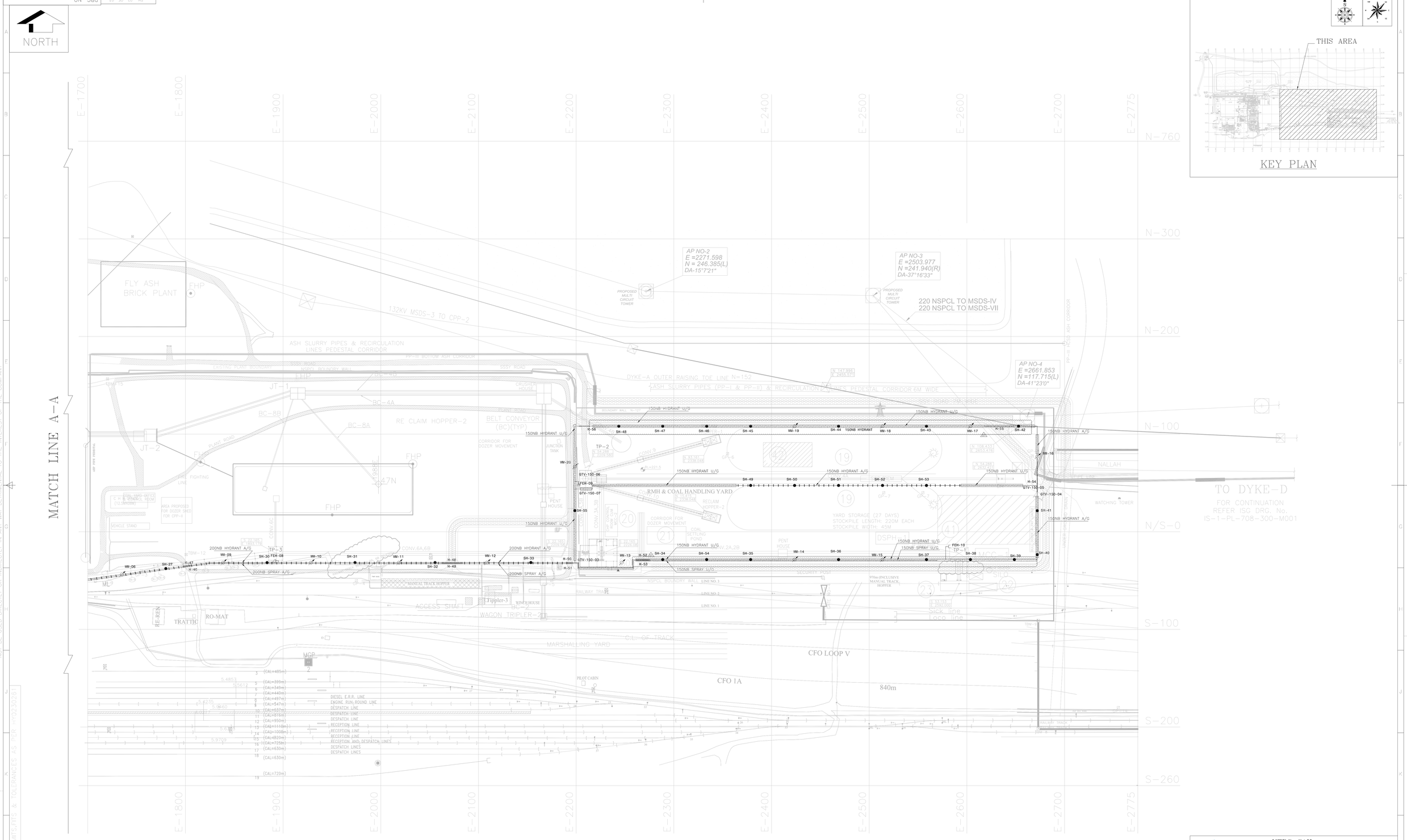

NTPC-SAIL POWER COMPANY (P) LIMITED

मेकॉन लिमिटेड
MECON LIMITED

ROURKELA PP-II EXPANSION PROJECT (1X250 MW)

BHARAT HEAVY ELECTRICALS LTD. HYDERABAD
PROJECT ENGG & SYSTEMS DIVISION

	NAME	SIGN.	DATE	NO.OF VAR.
DRN.	DSTS	-SD-	08.04.17	
CHD.	SUMANT	-SD-	08.04.17	
APPD.	AMIT	-SD-	08.04.17	

DEPT.	UNTOL. DIMS.	SCALE	WEIGHT (KG)	REF. TO ASSY. DRG.	ITEM NO.	NO.OF ITEMS
CODE	CR.	1:1200	-NA-	-NA-	-NA-	-NA-

TITLE: COMPOSITE LAYOUT OF HYDRANT & SPRAY SYSTEM

CARD CODE: NA

DRG. NO.: PY-LP-1-M087-8315-11

REV.: 00

SHT. No. 02 NO. OF SHT. 03

REV.	DATE	ALTERED	CHD/APPD
01B	13.05.17	DSTS SUMANT/AMIT HUME PIPE DETAILS UPDATED BASED ON LATEST ROAD AND DRAIN LAYOUT.	

THE INFORMATION ON THIS DOCUMENT IS THE PROPERTY OF BHARAT HEAVY ELECTRICALS LIMITED. IT MUST NOT BE USED DIRECTLY OR INDIRECTLY IN ANY WAY DETRIMENTAL TO THE INTEREST OF THE COMPANY.

GENERAL DIMENSIONAL LIMITS,FITS & TOLERANCES AS PER H-0230261

COMPUTER FILE NAME:

REFERENCE DRG. NO.

SIGN. AND DATE

INVENTORY NO.